



CONTENTS

Introducing the Portable Tanker Access Ladder System 2-3

Base Assembly 4

Base Options 5

Platform Options (A) 6

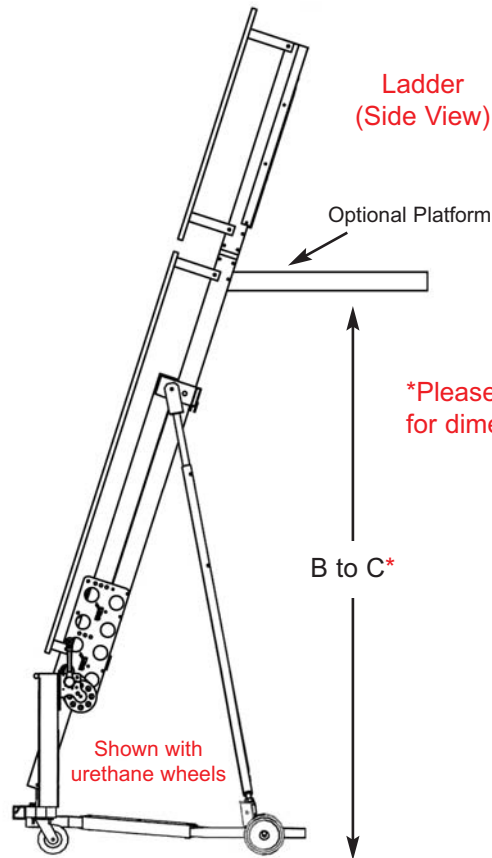
Platform Options (B) 7

Portable Tanker Access Ladder System Details and Specifications 8

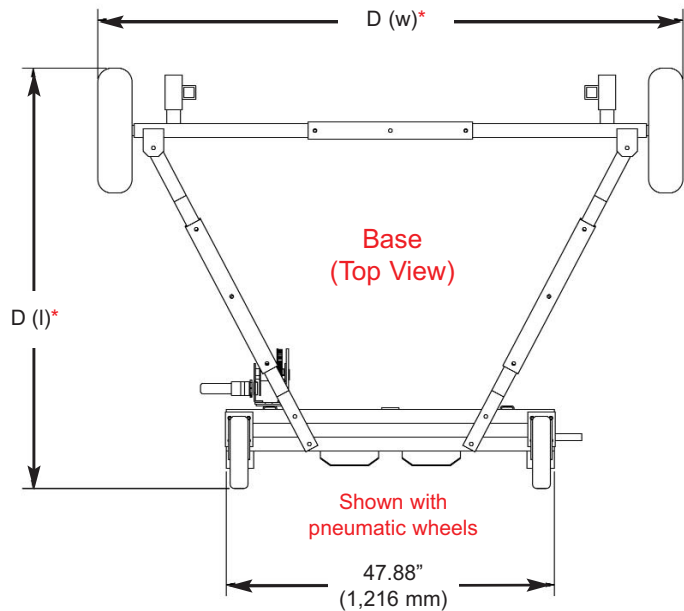
You are reading the brochure highlighted below:

Look for these additional UCL Accessory brochures marked * to accompany this catalogue:

- * Hoists, Davits, Bases & Accessories - #9700101
- Vehicle Hitch Mount Sleeve - #9700102
- Counterweight Systems - #9700103
- * Winches & Brackets - #9700104
- Tripods & Accessories - #9700105
- Pole Hoist - #9700106
- Side Entry/Tank Pod Systems - #9700107
- Portable Fall Arrest Systems - #9700108
- Engineered Systems - #9700109
- Portable Tanker Access Ladder Sys. - #9700110**
- Basic Hoists - #9700111
- * Fold Up Hoist - #9700112
- Glide 360 Rail System - #9700113
- UCL Product Summary - #9700114



*Please refer to the charts on the Page 4 for dimensions.



Introduction

The **UCL Portable Tanker Access Ladder System (PTALS)** is designed to provide safe access and fall-protection for workers to elevated work areas such as **rail cars, tankers and large platforms**. The system features lightweight aircraft aluminum construction, a rugged UCL basic winch and zinc-plated steel hardware for maximum corrosion resistance. The UCL Portable Tanker Access Ladder adjusts with 5ft (1.5 m) of travel. Customize the unit for your purposes by choosing system height, platform size, wheel kit and other fall-arrest / safety options.



Urethane Wheel Base Option

With Platform Option A



Pneumatic Wheel Base Option

With Platform Option B

The UCL Portable Tanker Access Ladder System meets the applicable requirements of the standards set out by the following:

- 1) **ANSI A 14.3**
Requirements for fixed ladders
- 2) **OSHA 1910.26**
Portable metal ladders
- 3) **CSA Z11-M81**
Portable ladders
- 4) **OSHA 1910.23**
Guarding floor/wall openings & holes
- 5) **Manitoba Workplace Safety & Health Division Fall protection guidelines.**

How to Order a System

- 1) Choose the base option & ladder height suitable for your application (see page 4).
- 2) Accessorize your base with available options & add a counterweight bar (see page 5) according to the chart, column E on page 4.
- 3) Choose the platform option suitable for your application. See page 6 for platform **Option A**. See page 7 for platform **Option B**.
- 4) Accessorize your platform with available options. See page 6 for accessories for platform **Option A**. See page 7 for accessories for platform **Option B**.
- 5) For custom applications please call.

Base Options



Base Assembly w/Pneumatic Wheel Kit

The base assembly Ladder Access System with Pneumatic Wheel Kit comes with aluminum handrails and the UCL Basic winch. This wheel kit is ideal for moving the system over uneven or all-terrain surfaces such as outdoor gravel lots, airline tarmacs and parking lots.

**Please specify platform option and accessories when ordering.*

Ladder, Base, Ladder Extension c/w Pneumatic Wheels measured to the bottom of the Platforms (15126 or 15084)

PTALS Part #	A		B		C		D		E	F		Price:
	Shortest Overall Vertical Distance in inches	(mm)	Longest Vertical Distance in inches	(mm)	Base Dimensions (l x w) in inches	(metres)	Extra Counterweight bar(s) required	Total Weight lbs	(kgs)			
17286	106.50	(2706)	163.75	(4160)	57" x 84"	(1.45 x 2.13)	0.00	487.5	221.5			
17288	118.12	(3001)	175.37	(4455)	57" x 84"	(1.45 x 2.13)	0.00	499.5	227.0			
17290	129.75	(3296)	187.00	(4750)	57" x 84"	(1.45 x 2.13)	1.00	540.0	245.5			
17292	153.00	(3887)	210.25	(5341)	74" x 95"	(1.88 x 2.42)	1.00	570.5	259.5			
17294	176.25	(4477)	233.50	(5931)	74" x 95"	(1.88 x 2.42)	2.00	618.5	281.0			
17296	199.50	(5068)	256.75	(6522)	74" x 95"	(1.88 x 2.42)	2.00	644.0	293.0			

Measurements are subject to tolerances. Please refer to the diagrams on page 2.



Base Assembly w/Urethane Wheel Kit

The base assembly Ladder Access System with Urethane Wheel Kit comes with aluminum handrails and UCL Basic winch. The Urethane Wheel Kit is ideal for use on smooth surfaces and indoor applications.

**Please specify platform option and accessories when ordering.*

Ladder, Base, Ladder Extension c/w Urethane Wheels measured to the bottom of the Platforms (15126 or 15084)


PTALS Part #	A		B		C		D		E	F		Price:
	Shortest Overall Vertical Distance in inches	(mm)	Longest Vertical Distance in inches	(mm)	Base Dimensions (l x w) in inches	(metres)	Extra Counterweight bar(s) required	Total Weight lbs	(kgs)			
17285	101.50	(2579)	157.75	(4007)	51" x 87"	(1.30 x 2.21)	0.00	480.0	218.0			
17287	113.12	(2874)	169.37	(4302)	51" x 87"	(1.30 x 2.21)	0.00	492.0	224.0			
17289	124.75	(3169)	181.00	(4598)	51" x 87"	(1.30 x 2.21)	1.00	532.0	242.0			
17291	148.00	(3760)	204.25	(5188)	64.5" x 97"	(1.64 x 2.46)	1.00	563.0	256.0			
17293	171.25	(4350)	227.50	(5779)	64.5" x 97"	(1.64 x 2.46)	2.00	611.0	278.0			
17295	194.50	(4941)	250.75	(6370)	64.5" x 97"	(1.64 x 2.46)	2.00	637.0	289.5			

Measurements are subject to tolerances. Please refer to the diagrams on page 2.



Trailer Hitch Adapter: Transport your unit easily around your facility behind a forklift or other low speed service vehicle. *Specify hitch type or ball size when ordering.*

Price:	Part #	Description
<input type="text"/>	16082	Trailer Hitch Adapter
		<i>Required, plus one of the following:</i>
<input type="text"/>	13572	2" Ball Hitch Adapter
<input type="text"/>	13636	1 7/8" Ball Hitch Adapter
<input type="text"/>	16187	Pintle Hitch Adapter (shown)



Side Moving Wheel Kit: Give your PTALS more mobility by adding the Side Moving Wheel kit. The kit comes with a pair of durable urethane wheels to allow you to push the PTALS sideways to avoid time consuming repositioning and set-up of the unit alongside a tanker, rail car, etc.

Price:	Part #	Description
<input type="text"/>	15349	Side Moving Wheel Kit (pair)



Top-Wind Implement Jacks: For extra stability, add another pair of Top-Wind Implement Jacks to stabilize the UCL Portable Tanker Access Ladder System. Each 15" Implement Jack has a capacity of 5000 lbs. Recommended to be ordered in pairs, unless you require a replacement (*each sold separately*).

Price:	Part #	Description
<input type="text"/>	19536	Top-Wind Implement Jack




Base Mounted Counterweight Bars: Additional counterweight bars can be added to help balance your Ladder Access System when using various guardrails and platforms. Each bar weighs 30 lbs. The PTALS can accommodate up to 4 bars (120 lbs) maximum. Call for more details. Please see the chart on page 4 for basic requirements.

Price:	Part #	Description
<input type="text"/>	17070	Base Mounted Counterweight Bar

Platform Options (A)

54" Working Platform Assembly



The large 54" Working Platform can be customized to allow access to elevated surfaces and can be equipped with a fall-arrest tie-off anchor for fall protection. This platform requires the use of either the Platform Corner Sleeve Mount w/ Adjustable Extension Arm (Pt#: 15086) or a pair of Corner Extension Arms with Adjustable Screw Legs (Pt#: 15085) for added stability (*each sold separately, see 15086 & 15085 to purchase the combination that best suits your application*).

Price:	Part #	Description
<input type="text"/>	15084	54" Working Platform Assembly

The following items are for use with the 54" Working Platform Assembly (Pt #: 15084)



15085

Corner Extension Arm: Increase platform stability with an adjustable extension arm. For use with Part # 15084 platform assembly. The Corner Extension Arm allows for 8 inches of travel with 90 degrees of adjustment to compensate for uneven surfaces.

Price:	Part #:	Description
<input type="text"/>	15085	Corner Extension Arm



15086

Platform Corner Sleeve Mount w/ Adjustable Extension Arm: Customize your platform by adding a corner sleeve mount with adjustable screw legs for added stability. For use with #15084 platform assembly (above). Requires the use of one Corner Extension Arm (pt#: 15085), sold separately.

Price:	Part #:	Description
<input type="text"/>	15086	Platform Corner Sleeve Mount w/ Adjustable Extension Arm



15551

Fall Arrest Tie-off Post: This anchor point has a 1800 lbs. proof load which allows you to use SRLs, blocks and other shock absorbers with a M.A.F. rating of 900 lbs. *Available only with Part # 15084.* The Post allows a worker to work outside the limitations of a guard rail cage with no obstructions. (*see next page for these options*).

Price:	Part #:	Description
<input type="text"/>	15551	Fall-Arrest Tie-off Post



16138

Upper Platform Handrails: Add a pair of Upper Platform Handrails for increased safety.

Price:	Part #:	Description
<input type="text"/>	16138	Upper Platform Handrails



11851


Fold-Up Mast: The UCL Fold-up Mast is ideal for general confined space entry/retrieval applications. The mast fits into the optional Platform Corner Sleeve Mount w/ Adjustable Extension Arm (Pt#: 15086). To be used with a winch or SRL, sold separately.

Price:	Part #:	Description
<input type="text"/>	11851	Fold-up Mast



Please refer to the UCL Fold-Up Mast brochure (Pt #: 19419) for more information.


Step-Out Extension Platform



The Step-Out Platforms feature a non slip, high performance AS-150 safety coating to prevent slips and falls in wet or icy climates.

The UCL Step-Out platform is ideal for simple inspection and minor maintenance tasks by providing a safe transition from the ladder to the elevated surface. Recommended for use with the 5.5 ft. diameter guard rail cage.

Price:	Part #	Description
<input type="text"/>	15126	26" to 42" Adjustable Step-Out Extension
<input type="text"/>	18419	48" Step-Out Extension Platform



The following items are for use with the 26" to 42" Adjustable or 48" Step-Out Extension Platforms (Pt #: 15126, 18419).



16269 **16" Fall Out Bar:** Designed to fill the large gaps under the guard rails. The Fall Out Bar is positionable and mounts quickly and easily onto the guardrail cage. Adjusts specifically to your application needs. Four Fall Out Bars are recommended per cage (sold separately). **Custom Fall Out Bars may be required for custom cages and/or applications. Please call for more information.*

Price:	Part #	Description
<input type="text"/>	16269	16" Fall-Out Bar Assembly



16044 **5.5 ft diameter Guard Rail Cage:** This option provides workers with added safety and comes with two outriggers equipped with non-slip rubber foot pads to provide increased unit stability. Also available with or without adjustable legs. **Shown with optional 16" Fall Out Bar, sold separately.*

Price:	Part #	Description
<input type="text"/>	17944	5.5 ft diameter Guard Rail Cage (with adj. legs)
<input type="text"/>	16044	5.5 ft diameter Guard Rail Cage (w/o adj. legs)



CSTM **Custom Square Guard Rail Cages:** Cages available from 5' X 6' to 9' X 12'. Custom ladders may also be required to suit large cages. Please call for more information.

Portable Tanker Access Ladder System

DETAILS

- 1 Ladder Base Assembly (Base Unit)
 - A) Base c/w Pneumatic Wheels (Part # 17286) * *Pneumatic Wheels Shown*
 - B) Base c/w Urethane Wheels (Part # 17285)

- 2 Top-Wind Implement Jacks (Part # 19536)

Platform Option A

- 3 54" Platform Assembly (Part # 15084)
- 4 Corner Extension Arms (Part # 15085)
- 5 Corner Extension Arms with Sleeve (Part # 15086) **Platform requires 2 extension arms kits with or without sleeves.*
- 6 Fall-Arrest Tie-Off Post (Part # 15551) 1800 lbs. anchor point

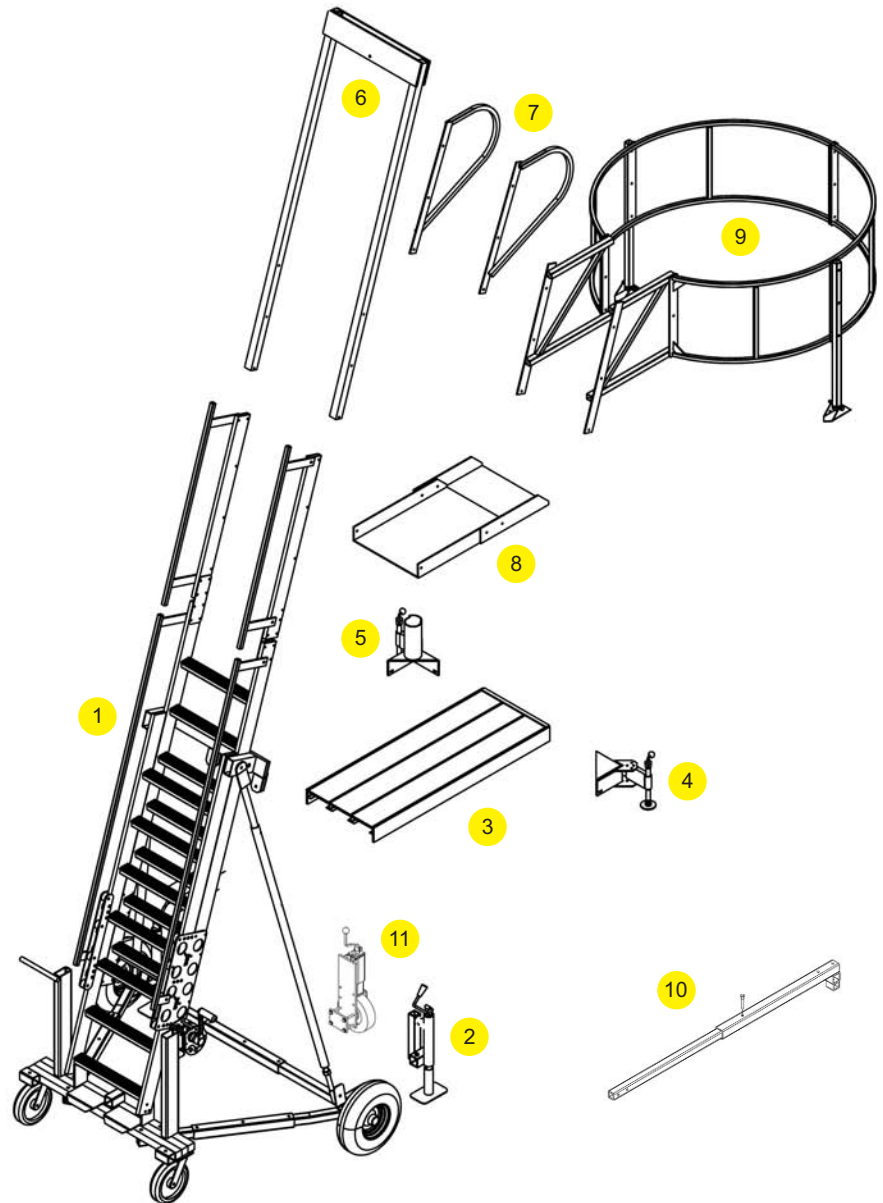
- 7 Platform Hand Rails (Part # 16138) *Sold as a pair.*

Platform Option B

- 8 26" to 42" Adjustable Platform (Part # 15126)
- 9 5.5' Diameter Guard Rail w/o Adjustable Legs, shown (Part # 16044) with Adjustable Legs (Part # 17944)

Accessories

- 10 Trailer Hitch Adapter (Part # 16082). *Please specify Type and/or Ball Size. *Hitch sold separately.*
- 11 Side Wheel Moving Kit (Part # 15349)



The **Portable Tanker Access Ladder System** can be customized beyond what is shown in this brochure. Please call for more information.

Distributed by:



USA: 1-800-328-6146
Canada: 1-800-387-7484
Asia: +852 2992 0381
Northern Europe: +44 (0) 1928 57 1324
Europe, Middle East, Africa:
+33 (0) 497 10 00 10
Australia, New Zealand: 1800 245 002
Or visit www.capitalsafety.com



Manufactured by:
Unique Concepts Ltd.

Unit 1 - 1500 King Edward Street
Winnipeg, Manitoba, Canada
R3H 0R5
Phone: 204-694-7432
Toll Free: 1-800-455-9673
Fax: 204-694-7612
E-mail: qcm1@mts.net
Or visit www.uclsafetysystems.com